

香港交易及結算所有限公司及香港聯合交易所有限公司對本公告的內容概不負責，對其準確性或完整性亦不發表任何聲明，並明確表示，概不對因本公告全部或任何部分內容而產生或因依賴該等內容而引致的任何損失承擔任何責任。



福萊特玻璃集團股份有限公司

Flat Glass Group Co., Ltd.

(於中華人民共和國註冊成立的股份有限公司)

(股份代號：6865)

海外監管公告

本公告乃由福萊特玻璃集團股份有限公司(「本公司」)根據香港聯合交易所有限公司證券上市規則第13.10B條作出。

以下為本公司於上海證券交易所網站刊登之《福萊特玻璃集團股份有限公司簡式權益變動報告書》，僅供參閱。

承董事會命


福萊特玻璃集團股份有限公司

董事長

阮洪良

中國浙江省嘉興市，二零二一年二月一日





" "

—

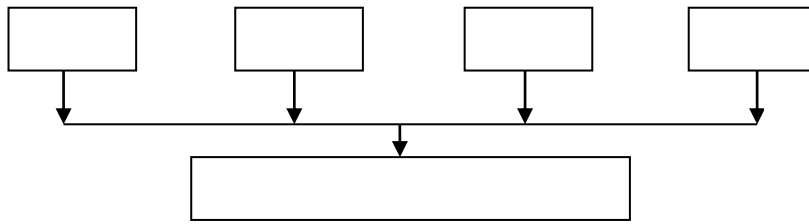
" " " "


.....	2
.....	3
.....	4
.....	5
.....	7
.....	8
.....	13
.....	14
.....	15
.....	19
.....	20



"

"





⌄

					4,800,000	0.25%	4,800,000	0.25%	0.00%
					1,118,772,000	57.37%	1,119,551,000	57.41%	0.04%
					439,358,400	22.53%	439,358,400	22.48%	-0.05%
					419,000	0.02%	419,000	0.02%	-0.00%
					324,081,600	16.62%	324,081,600	16.58%	-0.04%
					350,532,000	17.98%	350,532,000	17.93%	-0.04%
					360,000	0.02%	360,000	0.02%	-0.00%
					4,800,000	0.25%	4,800,000	0.25%	-0.00%
					1,119,551,000	57.41%	1,119,551,000	57.28%	-0.13%
								439,358,400	22.48%
	419,000	0.02%					419,000	0.02%	-0.00%
		324,081,600				16.58%	324,081,600	15.89%	-0.69%
		350,532,000				17.93%	350,532,000	17.19%	-0.74%
		360,000				0.02%	360,000	0.02%	-0.00%
		4,800,000				0.25%	4,800,000	0.24%	-0.01%
		1,119,551,000				57.28%	1,119,551,000	54.90%	-2.38%

					439,358,400	21.55%	439,358,400	20.47%	-1.08%
					419,000	0.02%	419,000	0.02%	-0.00%
					324,081,600	15.89%	324,081,600	15.10%	-0.79%
					350,532,000	17.19%	350,532,000	16.33%	-0.86%



419,000		0.0215%		H	360,000
		0.0185%			
1,119,551,000		57.41%		A	1,118,772,000
		57.37%	H	779,000	0.04%
2	2019		2020	A	2020
	H				
			2020	A	
2020	8	28			
	A		4,600,000		
			4,600,000		
3					
			2020	2648	
			A	84,545,147	0.25
		29.57			2,499,999,996.79
			16,918,053.10		
2,483,081,943.69					
	2021	1	18		
			2021	1	19
					A
			2021-005		
			84,545,147		
4			"	[2020]294	"
2020	5	27	1,450	A	
100			14.50	2020	6
			"	"	113035"
"	"	2020	12	3	2020
3	2026	5	26	2020	12
			30	15	"
					"

	13.48 /	130%	17.52 /					
	A				"			
"		2020	12	23				
			"	"	"			
"	"	"	"	"	"			
	"		2021	1	29			
1,447,297,000	"	"			107,048,107			
					"			
"				2021-022				
	2020	12	3	2021	1	29	"	"
107,048,107						107,048,107		
5								
	2,146,193,254							

:

	<hr/>		
	<hr/>		
	<hr/>	<hr/>	<hr/>
2	<u>439,358,400</u>		<u>22.53%</u>
	<hr/>	<hr/>	<hr/>
3	<u>324,081,600</u>		<u>16.62%</u>

	<p style="text-align: center;">_____</p> <p style="text-align: center;"><u>350,532,000</u> <u>17.98%</u></p> <p style="text-align: center;">4</p> <p style="text-align: center;">_____</p> <p style="text-align: center;"><u>4,800,000</u> <u>0.25%</u></p> <p style="text-align: center;">A</p> <p style="text-align: center;">_____</p> <p style="text-align: center;"><u>1,118,772,000</u> <u>57.37%</u></p>
	<p style="text-align: center;">_____</p> <p style="text-align: center;"><u>439,777,400</u> <u>20.49%</u></p> <p style="text-align: center;"><u>-2.04%</u></p> <p style="text-align: center;">_____</p> <p style="text-align: center;"><u>324,081,600</u> <u>15.10%</u></p> <p style="text-align: center;"><u>-1.52%</u></p> <p style="text-align: center;">_____</p> <p style="text-align: center;"><u>350,892,000</u> <u>16.35%</u></p> <p style="text-align: center;"><u>-1.63%</u></p> <p style="text-align: center;">_____</p> <p style="text-align: center;"><u>4800,000</u> <u>0.22%</u></p> <p style="text-align: center;"><u>-0.03%</u></p> <p style="text-align: center;">_____</p> <p style="text-align: center;"><u>1,119,551,000</u> <u>52.16%</u></p> <p style="text-align: center;"><u>-5.21%</u></p>

1

" "

" "

2

" "

3

4
